



# Tyres

## What are the benefits?

- We can build, climb and balance
- We get stronger and work as a team
- We can be creative and design our own structures

## What are the risks?

- Tyres are heavy and could hurt someone if dropped
- There could be sharp objects inside or on them
- Stacks could fall if not stable

## How do we keep safe enough?

- Two people carry one tyre
- Stack tyres no higher than shoulder height
- Check tyres before using them
- Tell an adult immediately if something feels sharp or unsafe
- Be aware of others when moving tyres

## What are we learning?

- Teamwork
- Safe lifting
- How to assess and manage risk



# Sticks

## What are the benefits?

- We can build dens and structures
- We can create games and stories
- We use our imagination

## What are the risks?

- Someone could get hurt if sticks are waved or thrown
- Sticks near faces can be dangerous
- We could get splinters from sticks

## How do we keep safe enough?

- Keep sticks below waist height
- Do not point sticks at people
- Stop immediately if someone says stop
- Use sticks in the correct area

## What are we learning?

- Responsibility
- Respect for others' safety



# Mixed Aged Play

## What are the benefits?

- Older children become leaders and role models
- Younger children feel supported and included
- We build a strong school community

## What are the risks?

- Younger children may get knocked or overwhelmed

## How do we keep safe enough?

- Be aware of younger children around you
- Use buddy systems
- Adapt games to include everyone
- Slow down when needed

## What are we learning?

- Empathy
- Leadership
- Collaboration



# Scooters

## What are the benefits?

- Improves balance and coordination
- Keeps us active and engaged

## What are the risks?

- Collisions with others
- Falling off
- Losing control at speed

## How do we keep safe enough?

- Stay in the wheeled zone
- Follow the one-way system
- Slow down at edges
- Look ahead at all times
- Take turns
- Watch out for younger children

## What are we learning?

- Awareness of space
- Control and speed management
- Balance and gross motor skills



# Digging Zone

<b>What are the benefits?</b>	<b>What are the risks?</b>	<b>How do we keep safe enough?</b>	<b>What are we learning?</b>
<ul style="list-style-type: none"><li>• Builds strength and coordination</li><li>• Encourages exploration and teamwork</li><li>• Helps us learn about the environment</li></ul>	<ul style="list-style-type: none"><li>• Tools could hurt someone</li><li>• Slips in mud</li><li>• Dirt in mouth or eyes</li></ul>	<ul style="list-style-type: none"><li>• Only diggers in the digging zone</li><li>• Use tools safely ("tools not toys")</li><li>• Wear wellies</li><li>• Dig away from others</li><li>• Wash hands after play</li></ul>	<ul style="list-style-type: none"><li>• Safe tool use</li><li>• Hygiene</li><li>• Responsibility</li></ul>



# Den Building

## What are the benefits?

- Creativity and imagination
- Problem-solving
- Teamwork

## What are the risks?

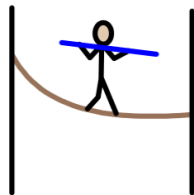
- Splinters
- Falling structures
- Poorly built dens collapsing

## How do we keep safe enough?

- Carry pallets with two people
- Be aware of space around you
- Do not use pallets as roofs
- Check structures before using them
- Risk assess before playing

## What are we learning?

- Construction safety
- Evaluating risk



# Slackline

**What are the benefits?**

- Balance and coordination
- Confidence
- Challenge ourselves

**What are the risks?**

- Falling
- Tripping

**How do we keep safe enough?**

- Only one child at a time
- No shaking or pushing
- Start slowly
- Watch for others nearby

**What are we learning?**

- Balance
- Confidence
- Perseverance



# Rain and Mud

## What are the benefits?

- Explore, create and experiment
- Enjoy sensory play

## What are the risks?

- Slipping
- Getting cold or uncomfortable

## How do we keep safe enough?

- Walk carefully
- Wear waterproofs and wellies
- Keep mud away from face
- Wash hands

## What are we learning?

- Resilience and independence
- Self-care
- Exploring nature safely



# Snow and Ice

**What are the benefits?**

- Build, dig and create
- Work together

**What are the risks?**

- Slipping
- Injuries from throwing

**How do we keep safe enough?**

- No throwing snow or ice
- No sliding on ice
- Walk carefully

**What are we learning?**

- Self-control
- Making safe choices
- Creativity in different environments



# Rackets

## What are the benefits?

- Play games such as table tennis
- Improve coordination
- Friendly, competitive sport

## What are the risks?


- Hitting others

## How do we keep safe enough?

- Use in games area
- Be aware of space
- Do not throw or bang

## What are we learning?

- Coordination and control
- Respect for equipment
- Emotional regulation



# Sand Pit

**What are the benefits?**

- Build and shape
- Use imagination

**What are the risks?**

- Sand in eyes or mouth

**How do we keep safe enough?**

- Keep sand in pit
- Do not throw or eat sand
- Wash hands
- Limit numbers

**What are we learning?**

- Creativity
- Sharing and cooperation
- Hygiene



# Swings

**What are the benefits?**

- Swing and enjoy movement
- Develop coordination

**What are the risks?**

- Being hit by the swing
- Falling off

**How do we keep safe enough?**

- Stay out of swing path
- No jumping off
- Take turns
- Wait in safe area

**What are we learning?**

- Patience
- Awareness of others
- Turn-taking



# Body Boards

**What are the benefits?**

- Slide and balance
- Enjoy active play

**What are the risks?**

- Collisions
- Falling

**How do we keep safe enough?**

- One person per board
- Sit or lie down
- Follow direction of travel
- Look ahead

**What are we learning?**

- Balance and coordination
- Spatial awareness
- Control and decision-making



# Mud Kitchen

## What are the benefits?

- Mix mud, water and natural materials
- Create recipes, potions and "meals"
- Use our imagination in role play
- Work together to build and share ideas
- Explore textures, smells and materials

## What are the risks?

- Slipping on wet or muddy ground
- Mud or water getting in eyes or mouth
- Equipment being used unsafely
- Spilling water and creating hazards
- Cross-contamination (dirty hands, faces, clothing)

## How do we keep safe enough?

- Walk carefully - mud can be slippery
- Keep mud and water away from faces and mouths
- Use equipment for its correct purpose (tools not toys)
- Be aware of space and others around you
- Do not throw mud or water
- Wash hands after playing
- Wear waterproofs and wellies
- Tidy up equipment when finished

## What are we learning?

- Creativity and imagination
- Collaboration and teamwork
- Communication through role play
- Sensory exploration and curiosity
- Responsibility and hygiene
- Problem-solving and independence □



# Water Zone

## What are the benefits?

- Pour, carry and transport water
- Build channels, dams and flows
- Mix water with natural materials
- Work together to solve problems
- Explore how water moves

## What are the risks?

- Slipping on wet surfaces
- Water splashing into eyes or faces
- Spilling water and creating hazards
- Carrying heavy containers
- Getting too wet or cold

## How do we keep safe enough?

- Walk carefully - surfaces may be slippery
- Carry containers carefully and with control
- Be aware of others when pouring or moving water
- Keep water away from faces
- Do not throw or splash water at others
- Wear waterproofs and wellies

## What are we learning?

- Problem-solving and investigation
- Teamwork and cooperation
- Understanding cause and effect (how water moves)
- Responsibility and awareness of safety
- Creativity and experimentation
- Resilience when things don't work first time



# Mud Kitchen

## What are the benefits?

- Mix mud, water and natural materials
- Create recipes, potions and "meals"
- Use our imagination in role play
- Work together to build and share ideas
- Explore textures, smells and materials

## What are the risks?

- Slipping on wet or muddy ground
- Mud or water getting in eyes or mouth
- Equipment being used unsafely
- Spilling water and creating hazards
- Cross-contamination (dirty hands, faces, clothing)

## How do we keep safe enough?

- Walk carefully - mud can be slippery
- Keep mud and water away from faces and mouths
- Use equipment for its correct purpose (tools not toys)
- Be aware of space and others around you
- Do not throw mud or water
- Wash hands after playing
- Wear waterproofs and wellies

## What are we learning?

- Creativity and imagination
- Collaboration and teamwork
- Communication through role play
- Sensory exploration and curiosity
- Responsibility and hygiene
- Problem-solving and independence □

- Tidy up equipment when finished



# Memorial Garden



## What are the benefits?

- Sit quietly and relax
- Talk calmly with friends
- Think, reflect and enjoy nature
- Read, draw or take a break
- Remember special people or moments

## What are the risks?

- Running could cause accidents
- Loud behaviour could upset others
- Damage to plants or special features
- Not respecting the purpose of the space

## How do we keep safe enough?

- Walk at all times
- Use quiet voices
- Respect the space and its meaning
- Be gentle with plants and features
- Give others space if they want quiet time
- Leave the area as you found it

## What are we learning?

- Respect and empathy for others
- Self-regulation and calmness
- Reflection and emotional awareness
- Kindness and consideration
- Appreciation of nature

--	--	--	--



# Mud Kitchen



**What are the benefits?**

**What are the risks?**

**How do we keep safe enough?**

**What are we learning?**

- Mix mud, water and natural materials
- Create recipes, potions and "meals"
- Use our imagination in role play
- Work together to build and share ideas
- Explore textures, smells and materials

- Slipping on wet or muddy ground
- Mud or water getting in eyes or mouth
- Equipment being used unsafely
- Spilling water and creating hazards
- Cross-contamination (dirty hands, faces, clothing)

- Walk carefully - mud can be slippery
- Keep mud and water away from faces and mouths
- Use equipment for its correct purpose (tools not toys)
- Be aware of space and others around you
- Do not throw mud or water
- Wash hands after playing
- Wear waterproofs and wellies
- Tidy up equipment when finished

- Creativity and imagination
- Collaboration and teamwork
- Communication through role play
- Sensory exploration and curiosity
- Responsibility and hygiene
- Problem-solving and independence ☐



# Sensory Zone



**What are the benefits?**

**What are the risks?**

**How do we keep safe enough?**

**What are we learning?**

<ul style="list-style-type: none"> <li>• Use ribbons to move, twirl and explore</li> <li>• Play with fidget toys to help us feel calm</li> <li>• Take a quiet break from busy play</li> <li>• Relax, focus and regulate our feelings</li> <li>• Enjoy gentle movement and sensory experiences</li> </ul>	<ul style="list-style-type: none"> <li>• Ribbons could get tangled or wrapped around others</li> <li>• Fidget toys could be thrown or misused</li> <li>• Too many people could make the space busy</li> <li>• Items could be taken into other zones and lost or misused</li> </ul>	<ul style="list-style-type: none"> <li>• Use ribbons away from faces and bodies</li> <li>• Keep ribbons low and under control</li> <li>• Use fidget toys for calming, not throwing</li> <li>• Stay in the sensory zone with the equipment</li> <li>• Be aware of others' space</li> <li>• Share resources and take turns</li> <li>• Keep voices calm and quiet</li> </ul>	<ul style="list-style-type: none"> <li>• Self-regulation and calming strategies</li> <li>• Emotional awareness and control</li> <li>• Respect for personal space</li> <li>• Focus and concentration</li> <li>• Independence in managing our feelings</li> <li>• Kindness and consideration for others</li> </ul>
--	--	---	--

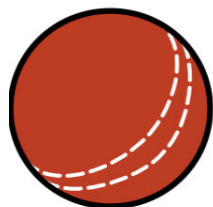
	<h1>Mud Kitchen</h1>			
<p><b>What are the benefits?</b></p>	<p><b>What are the risks?</b></p>	<p><b>How do we keep safe enough?</b></p>	<p><b>What are we learning?</b></p>	

- Mix mud, water and natural materials
- Create recipes, potions and "meals"
- Use our imagination in role play
- Work together to build and share ideas
- Explore textures, smells and materials

- Slipping on wet or muddy ground
- Mud or water getting in eyes or mouth
- Equipment being used unsafely
- Spilling water and creating hazards
- Cross-contamination (dirty hands, faces, clothing)

- Walk carefully - mud can be slippery
- Keep mud and water away from faces and mouths
- Use equipment for its correct purpose (tools not toys)
- Be aware of space and others around you
- Do not throw mud or water
- Wash hands after playing
- Wear waterproofs and wellies
- Tidy up equipment when finished

- Creativity and imagination
- Collaboration and teamwork
- Communication through role play
- Sensory exploration and curiosity
- Responsibility and hygiene
- Problem-solving and independence □



# Ball Games

**What are the benefits?**

**What are the risks?**

**How do we keep safe enough?**

**What are we learning?**

<ul style="list-style-type: none"> <li>• Play football, basketball and other games</li> <li>• Practise throwing, catching and kicking</li> <li>• Work as a team and create our own games</li> <li>• Stay active and have fun</li> </ul>	<ul style="list-style-type: none"> <li>• Balls could hit others</li> <li>• Collisions when running</li> <li>• Arguments during games</li> <li>• Equipment used unsafely</li> </ul>	<ul style="list-style-type: none"> <li>• Play only in the sports zone</li> <li>• Be aware of space and others around you</li> <li>• Keep control of the ball</li> <li>• Use equipment for the correct game</li> <li>• Follow the rules of the game</li> <li>• Take turns and include others</li> <li>• Stop play if it becomes unsafe</li> <li>• Walk away and get help if needed</li> </ul>	<ul style="list-style-type: none"> <li>• Teamwork and cooperation</li> <li>• Fair play and honesty</li> <li>• Communication skills</li> <li>• Physical skills and coordination</li> <li>• Self-control and managing emotions</li> <li>• Respect for rules and others</li> </ul>
---	--	--	---



# Mud Kitchen



<p><b>What are the benefits?</b></p>	<p><b>What are the risks?</b></p>	<p><b>How do we keep safe enough?</b></p>	<p><b>What are we learning?</b></p>
--------------------------------------	-----------------------------------	---	-------------------------------------

- Mix mud, water and natural materials
- Create recipes, potions and "meals"
- Use our imagination in role play
- Work together to build and share ideas
- Explore textures, smells and materials

- Slipping on wet or muddy ground
- Mud or water getting in eyes or mouth
- Equipment being used unsafely
- Spilling water and creating hazards
- Cross-contamination (dirty hands, faces, clothing)

- Walk carefully - mud can be slippery
- Keep mud and water away from faces and mouths
- Use equipment for its correct purpose (tools not toys)
- Be aware of space and others around you
- Do not throw mud or water
- Wash hands after playing
- Wear waterproofs and wellies
- Tidy up equipment when finished

- Creativity and imagination
- Collaboration and teamwork
- Communication through role play
- Sensory exploration and curiosity
- Responsibility and hygiene
- Problem-solving and independence ☐



# Climbing Frame



**What are the benefits?**

**What are the risks?**

**How do we keep safe enough?**

**What are we learning?**

- Climb up, across and down
- Balance and move in different ways
- Challenge ourselves and build confidence
- Develop strength, coordination and control

- Falling from height
- Slipping or losing grip
- Bumping into others
- Climbing too fast or without thinking

- Climb at a safe and controlled speed
- Keep a safe distance from others
- Always use hands and feet properly
- Look before moving or climbing down
- Do not push, pull or chase on the equipment
- Be aware of people below you
- Only climb to a height you feel safe and confident with
- Use the equipment as it is designed

- Confidence and resilience
- Balance and coordination
- Risk awareness and decision-making
- Knowing our own limits and making safe choices
- Perseverance when things feel challenging
- Independence and self-belief